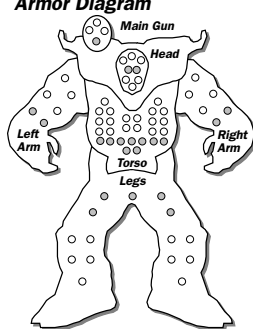


# BATTLETECH<sup>®</sup> PROTOMECH RECORD SHEET

**Armor Diagram** Proto Type \_\_\_\_\_ Tonnage \_\_\_\_\_ MP Walk/Run/Jump: \_/\_/\_/ Gunnery \_\_\_\_\_



○ = Internal Structure

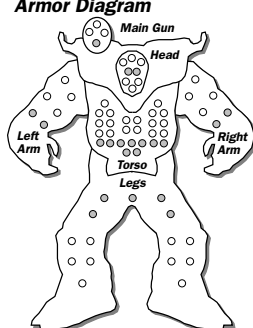
Hit Locations and Critical Hits				
2D6	LOCATION	1st HIT	2nd HIT	3rd HIT
2	Main Gun			
4	Right Arm	<input type="checkbox"/> +1 to Hit	<input type="checkbox"/> Right Arm Destroyed	
5,9	Legs	<input type="checkbox"/> -1 Walk MP	<input type="checkbox"/> 1/2 Walk MP	<input type="checkbox"/> No Move
6,7,8	Torso	<input type="checkbox"/> -1 Jump*	<input type="checkbox"/> 1/2 Jump*	<input type="checkbox"/> Proto Destroyed
10	Left Arm	<input type="checkbox"/> +1 to Hit	<input type="checkbox"/> Left Arm Destroyed	
12	Head	<input type="checkbox"/> +1 to Hit	<input type="checkbox"/> +2 to Hit;	no Long range shots

\* Roll 1D6:  
1-2, Torso Weapon A Destroyed; 3-4, Torso Weapon B Destroyed

Weapons Inventory						
LOCATION	TYPE	DAM.	MIN.	S	M	L
Main Gun	_____	_____	_____	_____	_____	_____
Right Arm	_____	_____	_____	_____	_____	_____
Left Arm	_____	_____	_____	_____	_____	_____
Torso A	_____	_____	_____	_____	_____	_____
Torso B	_____	_____	_____	_____	_____	_____
<b>Ammo:</b>	_____					

Pilot Hits Taken	1	2	3	4	5	6
Conscious #	3+	5+	7+	10+	11+	Dead

**Armor Diagram** Proto Type \_\_\_\_\_ Tonnage \_\_\_\_\_ MP Walk/Run/Jump: \_/\_/\_/ Gunnery \_\_\_\_\_



○ = Internal Structure

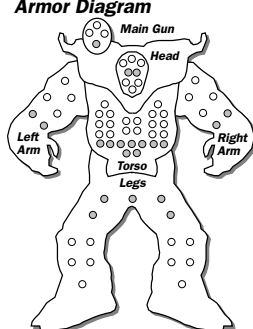
Hit Locations and Critical Hits				
2D6	LOCATION	1st HIT	2nd HIT	3rd HIT
2	Main Gun			
4	Right Arm	<input type="checkbox"/> +1 to Hit	<input type="checkbox"/> Right Arm Destroyed	
5,9	Legs	<input type="checkbox"/> -1 Walk MP	<input type="checkbox"/> 1/2 Walk MP	<input type="checkbox"/> No Move
6,7,8	Torso	<input type="checkbox"/> -1 Jump*	<input type="checkbox"/> 1/2 Jump*	<input type="checkbox"/> Proto Destroyed
10	Left Arm	<input type="checkbox"/> +1 to Hit	<input type="checkbox"/> Left Arm Destroyed	
12	Head	<input type="checkbox"/> +1 to Hit	<input type="checkbox"/> +2 to Hit;	no Long range shots

\* Roll 1D6:  
1-2, Torso Weapon A Destroyed; 3-4, Torso Weapon B Destroyed

Weapons Inventory						
LOCATION	TYPE	DAM.	MIN.	S	M	L
Main Gun	_____	_____	_____	_____	_____	_____
Right Arm	_____	_____	_____	_____	_____	_____
Left Arm	_____	_____	_____	_____	_____	_____
Torso A	_____	_____	_____	_____	_____	_____
Torso B	_____	_____	_____	_____	_____	_____
<b>Ammo:</b>	_____					

Pilot Hits Taken	1	2	3	4	5	6
Conscious #	3+	5+	7+	10+	11+	Dead

**Armor Diagram** Proto Type \_\_\_\_\_ Tonnage \_\_\_\_\_ MP Walk/Run/Jump: \_/\_/\_/ Gunnery \_\_\_\_\_



○ = Internal Structure

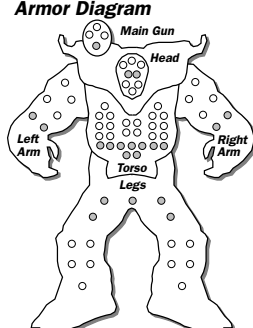
Hit Locations and Critical Hits				
2D6	LOCATION	1st HIT	2nd HIT	3rd HIT
2	Main Gun			
4	Right Arm	<input type="checkbox"/> +1 to Hit	<input type="checkbox"/> Right Arm Destroyed	
5,9	Legs	<input type="checkbox"/> -1 Walk MP	<input type="checkbox"/> 1/2 Walk MP	<input type="checkbox"/> No Move
6,7,8	Torso	<input type="checkbox"/> -1 Jump*	<input type="checkbox"/> 1/2 Jump*	<input type="checkbox"/> Proto Destroyed
10	Left Arm	<input type="checkbox"/> +1 to Hit	<input type="checkbox"/> Left Arm Destroyed	
12	Head	<input type="checkbox"/> +1 to Hit	<input type="checkbox"/> +2 to Hit;	no Long range shots

\* Roll 1D6:  
1-2, Torso Weapon A Destroyed; 3-4, Torso Weapon B Destroyed

Weapons Inventory						
LOCATION	TYPE	DAM.	MIN.	S	M	L
Main Gun	_____	_____	_____	_____	_____	_____
Right Arm	_____	_____	_____	_____	_____	_____
Left Arm	_____	_____	_____	_____	_____	_____
Torso A	_____	_____	_____	_____	_____	_____
Torso B	_____	_____	_____	_____	_____	_____
<b>Ammo:</b>	_____					

Pilot Hits Taken	1	2	3	4	5	6
Conscious #	3+	5+	7+	10+	11+	Dead

**Armor Diagram** Proto Type \_\_\_\_\_ Tonnage \_\_\_\_\_ MP Walk/Run/Jump: \_/\_/\_/ Gunnery \_\_\_\_\_



○ = Internal Structure

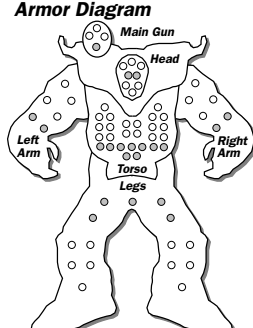
Hit Locations and Critical Hits				
2D6	LOCATION	1st HIT	2nd HIT	3rd HIT
2	Main Gun			
4	Right Arm	<input type="checkbox"/> +1 to Hit	<input type="checkbox"/> Right Arm Destroyed	
5,9	Legs	<input type="checkbox"/> -1 Walk MP	<input type="checkbox"/> 1/2 Walk MP	<input type="checkbox"/> No Move
6,7,8	Torso	<input type="checkbox"/> -1 Jump*	<input type="checkbox"/> 1/2 Jump*	<input type="checkbox"/> Proto Destroyed
10	Left Arm	<input type="checkbox"/> +1 to Hit	<input type="checkbox"/> Left Arm Destroyed	
12	Head	<input type="checkbox"/> +1 to Hit	<input type="checkbox"/> +2 to Hit;	no Long range shots

\* Roll 1D6:  
1-2, Torso Weapon A Destroyed; 3-4, Torso Weapon B Destroyed

Weapons Inventory						
LOCATION	TYPE	DAM.	MIN.	S	M	L
Main Gun	_____	_____	_____	_____	_____	_____
Right Arm	_____	_____	_____	_____	_____	_____
Left Arm	_____	_____	_____	_____	_____	_____
Torso A	_____	_____	_____	_____	_____	_____
Torso B	_____	_____	_____	_____	_____	_____
<b>Ammo:</b>	_____					

Pilot Hits Taken	1	2	3	4	5	6
Conscious #	3+	5+	7+	10+	11+	Dead

**Armor Diagram** Proto Type \_\_\_\_\_ Tonnage \_\_\_\_\_ MP Walk/Run/Jump: \_/\_/\_/ Gunnery \_\_\_\_\_



○ = Internal Structure

Hit Locations and Critical Hits				
2D6	LOCATION	1st HIT	2nd HIT	3rd HIT
2	Main Gun			
4	Right Arm	<input type="checkbox"/> +1 to Hit	<input type="checkbox"/> Right Arm Destroyed	
5,9	Legs	<input type="checkbox"/> -1 Walk MP	<input type="checkbox"/> 1/2 Walk MP	<input type="checkbox"/> No Move
6,7,8	Torso	<input type="checkbox"/> -1 Jump*	<input type="checkbox"/> 1/2 Jump*	<input type="checkbox"/> Proto Destroyed
10	Left Arm	<input type="checkbox"/> +1 to Hit	<input type="checkbox"/> Left Arm Destroyed	
12	Head	<input type="checkbox"/> +1 to Hit	<input type="checkbox"/> +2 to Hit;	no Long range shots

\* Roll 1D6:  
1-2, Torso Weapon A Destroyed; 3-4, Torso Weapon B Destroyed

Weapons Inventory						
LOCATION	TYPE	DAM.	MIN.	S	M	L
Main Gun	_____	_____	_____	_____	_____	_____
Right Arm	_____	_____	_____	_____	_____	_____
Left Arm	_____	_____	_____	_____	_____	_____
Torso A	_____	_____	_____	_____	_____	_____
Torso B	_____	_____	_____	_____	_____	_____
<b>Ammo:</b>	_____					

Pilot Hits Taken	1	2	3	4	5	6
Conscious #	3+	5+	7+	10+	11+	Dead